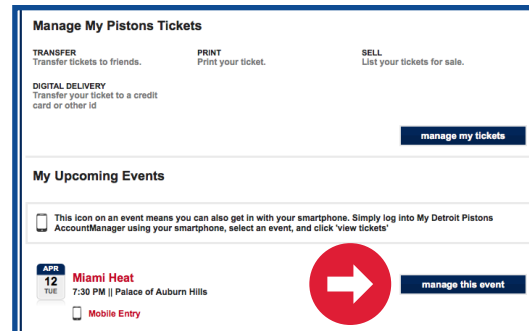


MY PISTONS ACCOUNT

DIGITAL TICKET MANAGEMENT

DETROIT
PISTONS
BASKETBALL

Start managing your tickets at
pistons.com/myaccount



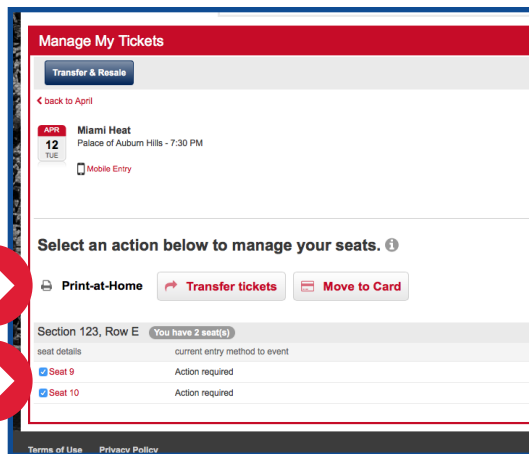
- Log in using the primary account holder email or account number
- Find the event you would like to manage and select “Manage This Event”



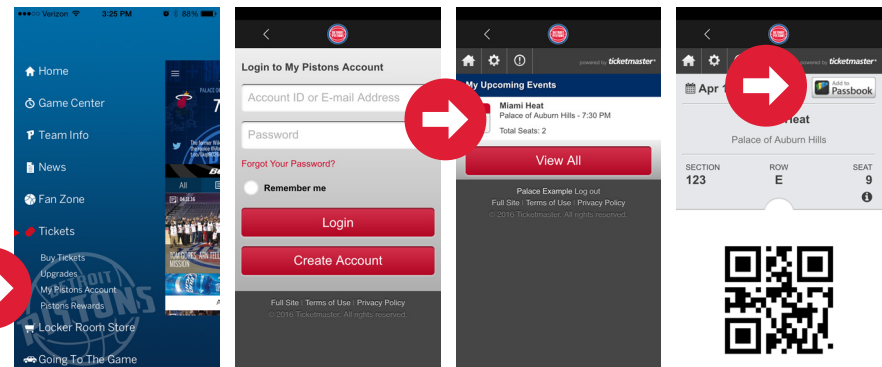
PRINT AT HOME



MOBILE ENTRY

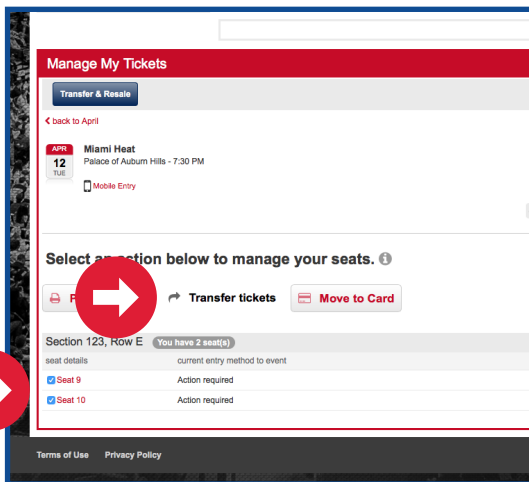


- Choose “Print-at-Home”
- Select the seats you would like to print and click “Print”
- Agree to terms of use and download your PDFs to print at home
- Must print PDF — not valid for mobile entry

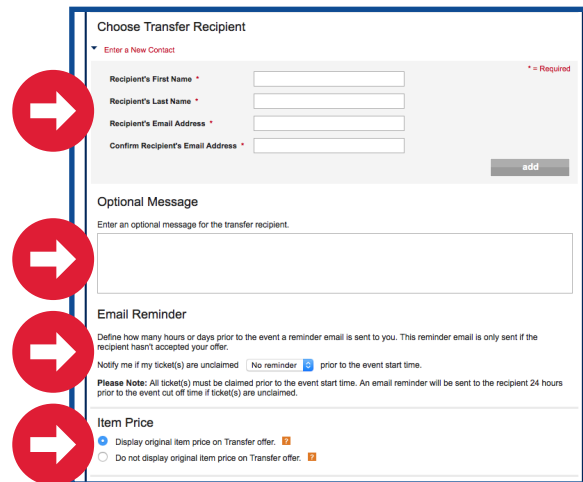


- Download the Pistons app
- Select “My Pistons Account” under “Tickets”
- Log in using the primary account holder email
- Tap on the game you would like to manage
- Swipe left or right to view additional tickets
- Click “Add to Passbook”

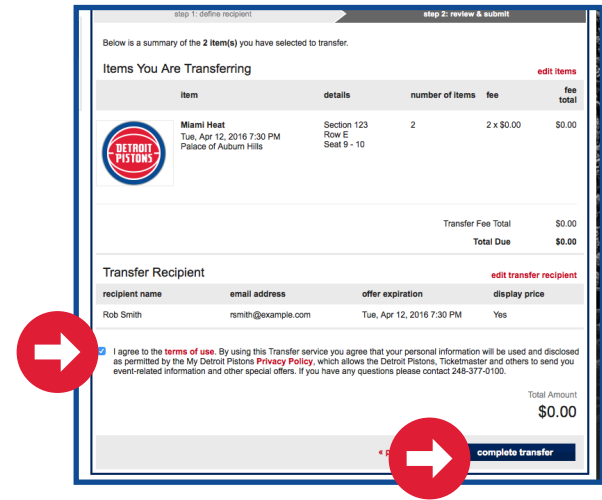
TRANSFER TICKETS



- Choose “Transfer Tickets”
- Select the seats you would like to transfer and click “Transfer”



- Select the recipient or enter a new contact
- Include an optional message or email reminder
- Select to display/not display price



- Agree to terms of use
- Click “Complete Transfer”
- You will receive a confirmation that your tickets have been transferred
- Recipient will receive an email to accept tickets